



THE COLLECTION



CONTENTS

03: The Design of P&H	22: Vela
04 - 05: History Inspires	23: Sirius
06 - 07: Customising Your Experience	24: Bahiya
08 - 09: Standard Contructions and Fittings	25: Choice Summary
10: P&H Collection	26 - 27: Our Colours and Specifications, PH Paddlers
12: Cetus	
13: Cetus LV	
14: Scorpio	
15: Scorpio LV	
16: Quest	
17: Quest LV	
18 -19: Capella Composite Range	
20 - 21: Capella CoreLite Range	





THE DESIGN OF P&H

We shape our hulls to balance speed with manoeuvrability. We balance performance and durability using the latest developments of modern constructions and weight. Throughout the range, comfort is balanced with responsiveness. Most of all, we balance our decades of experience with new techniques, skills and technologies.

We're constantly looking at new materials and new processes to push forward the realms of sea kayaking. We are using the latest computer aided design thinking, alongside traditional wood strip plug construction in order to get the very best from both worlds.

Throughout the decades we have created an extensive network of specialist dealers to whom we trust, and know will give you the best advice and service possible when you are seeking out your new sea kayak, wherever in the world that may be.

P&H Custom sea kayaks: a careful balancing act of technology, tradition and improvement.



HISTORY INSPIRES

Our modest but innovative company was founded by Dave Patrick in 1968. P&H Custom Sea Kayaks started life with a kayak called the 'Swift'. This first offering was a short river kayak, adapted via the addition of a skeg and watertight hatches that subsequently was used to cross the Irish Sea soon after it's inception.

Among the first pioneers of modern sea kayak construction, we became a well-known and respected name within the sport fairly quickly. Thanks to the great early designs and build quality, Dave soon outgrew the working space in his house and had to seek out a property nearby where he resided near Derby.

He found an old colliery yard near West Hallam that was available and set up shop. He continued to build on the success his early designs had received and advanced his knowledge and techniques for manufacturing sea kayaks with every boat he finished.

Our first true modern sea kayak was manufactured during 1979. Working closely with designer Derek Hutchinson, we launched the Umnak. The Umnak was a 15' expedition sea kayak with full deck rigging, waterproof hatches and retractable skeg.

Other models were soon to follow, Icefloe, Baidarka, Fjord, Iona, Dawn Treader, Odin and Orion. Most of these British sea kayaks are now regarded as the classics of their day and are etched into the history of modern sea kayak design.



During our days we have been involved with many classic sea-kayaking expeditions and we are proud that these expeditions are part of our history. A few of the highlights are shown below:

1976 - The Baidarka was used to cross the North Sea and immortalized in the Guinness Book of Records.

1980 - Prince William Sound Expedition. (Hutchinson, Caskey, Jowsey, Peck, Wilson)

1986 - Greenland, our first major expedition, headed by the explorer Earle Bloomfield. This expedition followed in the footsteps of the explorer Gino Watkins, an early pioneer, famous for his exploration of the coast of Greenland. This expedition was the subject of a Discovery Channel documentary. (Bloomfield, Joy, Gray, Pompei)



1989 - Jim Danielsson's epic 148 day trip along the Scandinavian Coastline.

1992 - Cape Horn. We were proud to provide one of the kayaks used by John Ridgeway and his daughter Rebecca, in their successful attempt to round the treacherous Cape Horn, an event that was featured on National news within the UK.

1996 - Sweden to Morocco by kayak. (Johan Nilsson)

1997 - Greenland expedition. (Cooper, Comrie, Bruce, Reid)

1999 - Spitzbergen sets the record for the North Sea Crossing. (Castro)

1999 - Human Power Around The World - an expedition to circle the globe by bike and kayak. (McLaughlin and McLaughlin)

2007 - British Royal Navy choose P&H sea kayaks to take aboard HMS Endurance down into the Arctic Circle for a major expedition.





WHERE THE EXPERIENCE BEGINS

Our reputation is world class and we invest a lot of time and development into our range to ensure that it stays that way.

To be able to guarantee that your experience of owning a P&H custom sea kayak will be perfect is of utmost importance to us. In order to do this, we need you to consider a few details first.

Consider how and where you will paddle your sea kayak and talk this through with your specialist dealer. Whether you plan to use it for coastal exploration or week long expeditions, your specialist dealer will guide you through what construction and custom options will be of most value to you and your time on the water.


CUSTOM CONSTRUCTIONS

LIGHTWEIGHT KEVLAR CARBON

The absolute, ultimate construction for sea kayaks. This build uses more Kevlar-Carbon and less Glass Fibre in the hull, shaving weight and boosting stiffness.

ULTRALIGHT CLEAR HULL KEVLAR CARBON [1]

The same as above, but with a clear hull allowing you to see the pattern of the Kevlar-Carbon. This construction shaves off a kilogram (2.2lbs) from the weight of a coloured hull, making this option both very aesthetically pleasing and lighter too!



KEVLAR CARBON

Lighter and stiffer, this construction adds the strength of Kevlar and the stiffness of Carbon Fibre to the hull.

The top deck is made using Kevlar and Glass and the whole package tends to weigh in a few kilos lighter than a standard Glass-Diolen kayak.

INTERNAL CUSTOM OPTIONS

CUSTOM BULKHEAD POSITION

You are given the choice of how far away you want your bulkhead. You can use it as your footrest leaving the hull of your kayak much cleaner on the outside, it gives more storage space in the front hatch and helps you maintain a more comfortable paddling position.



COMPOSITE SEATS AND COCKPIT RIMS

Although most paddlers choose our fully adjustable standard seats, we can also fit composite seats in either fibreglass, carbon or kevlar/carbon. Although the weight saving is minimal a composite seat feels stiffer and more solid and some people like this powerful racing position and feel. We can also craft a carbon cockpit rim if you're looking for something special to set your boat apart.




EXTERNAL CUSTOM OPTIONS

OUTSIDE SEAM [4]

Ideal for heavy use and instructing, external seams replace our standard gel-coat strip with a glass or Kevlar seam for more abrasion resistance and an even stronger join again if you want the very best we can do a carbon seam strip too!

KEEL STRIP [5]

Beach launches and landings all take their toll on a composite boat. A durable keel strip minimises wear on your gel coat and keeps your boat in better condition for longer. We can use either fibreglass or Kevlar and we can gel coat it with any colour you like.



BESPOKE GRAPHICS [6]

If you want to stand out from the crowd whilst chasing tide, we can finish your P&H Custom Sea Kayak with specialist colour blends, metallic flake, glitter or bespoke designs depending on complexity.

This is one area within which you can really create yourself a personalised masterpiece.



OTHER ADDITIONAL OPTIONS

SILVA 70P COMPASS [7]

The 70P is the benchmark flush mounted sea kayak compass with an absolute accurate and steady card in all conditions and high heeling angles.

COMPAC 50 PUMP [8]

A sealed unit pump for serious paddling. A few pumps of the front-deck mounted handle will empty the boat by moving up to 49 litres (13Gal) a minute. It's also very easy to strip down for maintenance.



FOOT PUMP [9]

A hands-free solution so you can keep your grip on your paddles while you're emptying your boat, great in rougher self rescue situations.

Note: We can only fit the foot pump to a custom bulkhead as you obviously need to be able to reach it with your feet.




RUDDERS

Rudders are a very personal choice, although they can be of significant assistance when it comes to manoeuvring in and out of tight spots whilst exploring the nooks and crannies of your coastline.

Flip-over Foil Rudder

Our Flip-over Foil system works in conjunction with either Toe-Pilot pivot pedals or Twist-Loc footrests. A moveable fin that allows the paddler to turn freely or trim at will. When in use, an internal stainless steel spring holds the rudder down into the water but allows it to flip up if you run aground. When not in use, the fin sits atop the deck out of harms way and has a specially designed clip to stop it from moving around during transportation.





STANDARD CONSTRUCTIONS

GLASSFIBRE-DIOLEN

The hull is glassfibre and diolen to balance weight, stiffness and durability. (Diolen is used because it provides superb protection against hard impacts penetrating the hull.) The deck is also glassfibre and has foam mat reinforcement round the cockpit area (for deep water rescues) and the footrest mounting for added strength.

POLYETHYLENE [RM]

P&H's impressive 'CoreLite' triple layer material which comprises a foam core with tough outer and inner skins is used in all our RM kayaks. The secret is in the foam core, too light and it will flex, too small will make it heavy. P&H has developed just the right mix over the years and our RM boats are some of the strongest and lightest out there. It gives some key advantages over the more common single layer type constructions found in polyethylene kayaks.

STANDARD FITTINGS

TOGGLES [1]

We build in toggles so it's easy to hold on to our boats if you're in the water. (To carry a sea kayak, it's a better idea to use a trolley or to lift it from underneath)



SEAT [2]

Our standard seat is made from moulded HDPE material that is lightweight and durable. Fully padded for back support whilst a mid-height backrest is fully adjustable.

Located behind the base of the seat are reinforced gear loops, a nice touch and convenient for attaching gear to.

THIGH GRIPS [2]

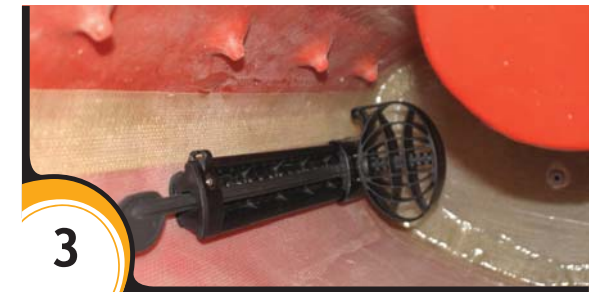
Our composite boats have lightweight, padded thighrips moulded into the cockpit rim while our RM plastic boats have fully adjustable injection moulded thighrips, (newer composite designs will also have these incorporated as we design them).



BULKHEAD & FOOTRESTS [3]


Bulkheads separate your cockpit from the load compartments. We either glass them in as we make the kayak or structurally bond them depending on whether it's a composite or a plastic boat. We pressure test every single boat we make to ensure that the compartments are sealed properly. Composite bulkheads also have a rubber pressure release grommet in them.

All our boats are also fitted as standard with our own fully adjustable 'twist-loc' sliding footrests.



DECK LINES & ELASTICS [4]

We attach pre stretched lines round the decks of our kayaks to act as security lines to tie gear on to and to allow others to hold on to your kayak. We also attach elastic lines to our boats' decks so you can stow things under them like split paddles, spare kit or paddle floats. All the lines are attached by recessed deck fittings (RDFs) that are moulded in to keep the boat watertight.



DECK HATCHES [5]


Deck hatches mean you can access your storage compartments easily. They're made from supple, UV stable rubber for a great seal and years of service. On our composite kayaks we use a lighter 'click-on' hatch cover for the day hatch too. While kevlar-carbon constructions get 'click-on' hatches allround.



RETRACTABLE SKEG SYSTEM [6]

P&H's 'kink-free' skeg system combines the easy maintenance of a rope skeg with the precise trimming found in cable skegs. Its lightweight, easy to use and fully field maintainable. With a 'click' slider right next to the cockpit it's simple to make small adjustments as conditions change.

This new skeg system comes as standard on all Cetus and Scorpio models and Capella 167. (We will introduce it to the rest of the range as we work through the changes required).





P&H COLLECTION

P&H Custom Sea Kayaks are grouped into three different categories to help you choose the boat that suits your style and needs the best.

EXPEDITION LEADERS

If you are wishing to be more adventurous, these kayaks are the choice of many. Perfectly as capable of handling weeks out in the wilderness as they are paddling across your local bay or lake, they are commissioned and hand-built to exceptional standards by the best technicians in our industry.


VERSATILE EXPLORERS

True, all-round craft of the sea. The sea kayaks found within this section provide the explorers amongst us with a delicately balanced platform that performs without compromise every time you head out. Coastal exploration? Day trips? Load Lugging? Multi-day wilderness paddling? Tidal races and overfalls? Or would you prefer not to have to choose?

CLASSIC DESIGNS

Designed with the finest attributes of early iconic sea kayaks. Our Classic offerings are built in harmony with modern materials, technology and finished with the legendary P&H quality. Finely tuned, performance hulls reward the more experienced and decisive paddler.








Cetus

The flagship of the P&H range.



SPECIFICATIONS



WEIGHT

Diolen	Lightweight Kevlar / Carbon	Ultralight Cleat Hull K/C
28.2kgs / 62.1lbs	24.2kgs / 53lbs	22.6kgs / 49.7lbs

VOLUME & HATCHES

Total Volume	Front Hatch	Day Hatch	Rear Hatch	Fourth Hatch
361lts / 96gals	68.5lts / 18.1gals	36.8lts / 9.7gals	77.3lts / 20.4gals	5.7lts / 1.5gals

COCKPIT DIMENSIONS

Length Internal	Width Internal
80cm / 31¼"	45cm / 17¾"

WEIGHT RANGE

60	70	80	90	100	110	120	130	140 kgs
132	154	176	198	220	243	264	286	308 lbs

CETUS DETAILS

Seen to many around the world as our flagship model, the Cetus is the natural choice for expedition paddlers that desire an agile platform that will perform as well fully loaded as it will when it isn't.

For paddlers focused on fast day cruising, this very efficient, stable and easy to control sea kayak is exceptional at covering long distances and is spacious enough to keep you seated comfortably at all times. The round chined and slightly v'd hull along with generous bow rocker make for excellent control and manoeuvring whilst running waves. These design qualities also compliment the outstanding, all round handling capabilities found when paddling out at sea.

The Cetus has quickly become a prestigious part of our realm and we look forward to it having pride of place within the future of the P&H Custom Sea Kayak's legacy.

KEY DESIGN FEATURES

- **Expedition capable:** Travel self-supported in unrivalled comfort and style whatever the distance.
- **Storage and the fourth hatch:** The load carrying capabilities give masses of room in the 3 larger hatches whilst the accurately placed fourth hatch found within arms reach of the cockpit proves to be very popular with all.
- **Paddle effortlessly:** A fairly wide hull gives you rock solid stability in all conditions and uses.




Cetus LV

The flagship of the P&H range.



SPECIFICATIONS*

Pre-Production



WEIGHT

Diolen	Lightweight Kevlar / Carbon	Ultralight Cleat Hull K/C
27.6kgs / 60lbs	25kgs / 54lbs	22kgs / 49lbs

VOLUME & HATCHES

Total Volume	Front Hatch	Day Hatch	Rear Hatch	Fourth Hatch
-lts / -gals	-lts / -gals	-lts / -gals	-lts / -gals	-lts / -gals

COCKPIT DIMENSIONS

Length Internal	Width Internal
-cm / -"	-cm / -"

WEIGHT RANGE

40	50	60	70	80	90	100	110	120 kgs
88	110	132	154	176	198	220	243	264 lbs

CETUS LV DETAILS

If you are a smaller or lighter paddler then you really require a sea kayak that has been designed with your stature in mind. With the Cetus Low Volume (LV), we began hand-shaping a body that would ensure you have the same experience out there on the water as everybody else.

The final result is a sleek and elegant performer that, although incorporating many aspects of the standard Cetus design, really utilizes the available space to balance the volume and create a highly manoeuvrable, versatile sea kayak that excels with smaller or lighter paddlers at the helm.

Head out to sea and enjoy a more playful low volume platform, perfect for tidal races and chasing the surf.

KEY DESIGN FEATURES

- **Expedition capable:** Travel self-supported in unrivalled comfort and style whatever the distance.
- **Storage and the fourth hatch:** The load carrying capabilities give masses of room in the 3 larger hatches whilst the accurately placed fourth hatch found within arms reach of the cockpit proves to be very popular with all.
- **Paddle effortlessly:** A fairly wide hull gives you rock solid stability in all conditions and uses.



Scorpio

A true polyethylene sea kayak.



SPECIFICATIONS



WEIGHT

CoreLite
25kgs / 55lbs

VOLUME & HATCHES

Total Volume	Front Hatch	Day Hatch	Rear Hatch	Fourth Hatch
300lts / 79.6gals	44lts / 11.6gals	30lts / 7.9gals	65lts / 17.2gals	4lts / 1.1gals

COCKPIT DIMENSIONS

Length Internal	Width Internal
80cm / 31 1/4"	45cm / 17 3/4"

WEIGHT RANGE

60	70	80	90	100	110	120	130	140
kgs								
132	154	176	198	220	243	264	286	308
lbs								

SCORPIO DETAILS

We will by all means, admit that the Scorpio was an uncompromised achievement for us.

On the whole, we worked for a long time creating a plug that, when making it into final production, would closely resemble the handling and feel of paddling one of our pioneering composite sea kayaks. Attempting to achieve this whilst delivering a polyethylene body was a mean feat but we achieved our goal and as always, look forward to our next challenge when it presents itself.

The Scorpio, moulded using our own Corelite material, delivers an unprecedented primary stability for a plastic sea kayak. It responds to every one of your movements giving you fantastic control, and although these movements will sometimes be subtle, the Scorpio will react, making your paddling smooth and precise.

Expedition ready and conveying many design elements found on the much-loved Cetus, the Scorpio is as nimble as a dart through water and manoeuvres with unparalleled ease. A reassuringly stable platform that is perfect for paddlers of any skill level.



Scorpio^{LV}

A true polyethylene sea kayak.



SPECIFICATIONS



WEIGHT

CoreLite
23kgs / 50.7lbs

VOLUME & HATCHES

Total Volume	Front Hatch	Day Hatch	Rear Hatch	Fourth Hatch
274.5lts / 72.4gals	35.1lts / 9.3gals	17.6lts / 4.6gals	55.6lts / 14.7gals	4lts / 1.1gals

COCKPIT DIMENSIONS

Length Internal	Width Internal
76cm / 30"	42cm / 16½"

WEIGHT RANGE

50	60	70	80	90	100	110	120	130 kgs
110	132	154	176	198	220	243	264	286 lbs

KEY DESIGN FEATURES

- Scorpio Philosophy:** Built with the same design philosophy as the Cetus. The Scorpio was hand shaped to be a shorter, more responsive, manoeuvrable package, and yes, it has the handy fourth hatch as well!
- Corelite:** All of our polyethylene sea kayaks are now moulded using our own, triple layered, foam core material we developed and named 'Corelite'. Up to 5kgs lighter than previous models, we are constantly improving and making advances with Corelite technology to give the paddler the best material possible.
- Composite Handling, Polyethylene Protection:** An obvious but nonetheless important advantage of having a sea kayak made from Corelite is that it is rugged, hard-wearing and easier to store and maintain.
- Success Story:** That's exactly what the Scorpio is at the heart of P&H. A success story. We gave ourselves a goal, we set about creating a long, plastic, expedition ready sea kayak and we succeeded.




Quest

Take the journey, travel to your dreams.



SPECIFICATIONS



WEIGHT

Diolen	Lightweight Kevlar / Carbon	Ultralight Cleat Hull K/C
28.2kgs / 62lbs	24.2kgs / 53lbs	22.6kgs / 49.7lbs

VOLUME & HATCHES

Total Volume	Front Hatch	Day Hatch	Rear Hatch
351lts / 98.4gals	55.6lts / 14.6gals	34.4lts / 9gals	70.8lts / 18.7gals

COCKPIT DIMENSIONS

Length Internal	Width Internal
72cm / 28 1/4"	42cm / 16 1/2"

WEIGHT RANGE

60	70	80	90	100	110	120	130	140 kgs
132	154	176	198	220	243	264	286	308 lbs

QUEST DETAILS

Do you close your eyes at night and see the ocean, clear blue skies and imagine the horizon line getting closer?

If you do then let us introduce you to the P&H Quest.

Refined over the years, our designers have excelled both the performance and spirit of the Quest. We have made it a custom sea kayak that is ideal for your longer open sea crossings and explorations by lengthening the kayaks waterline in order to produce an elegantly hand crafted, quick accelerating hull.

Experienced sea kayakers thrive in leaning it over, producing perfectly executed carves and turns whilst maintaining speed for smooth transitions through choppy waters.

KEY DESIGN FEATURES

- **Expedition able:** Accomplished at carrying loads. Whatever the distance and however long you're staying there, the Quest has got you covered.
- **Arrow-like tracking:** The Quest waterline that we have extended over time, gives every one of them remarkable tracking. It keeps you on course, helping you hit your markers with pinpoint precision.
- **Specialists accuracy:** Top instructors throughout the world find the Quest to be a favourite choice amongst themselves and course students. Thanks to the sleek yet stable form of the Quest, its easy get into and instantly feel at home with its handling.




Quest^{LV}

Fast and stable expedition kayak.



SPECIFICATIONS



WEIGHT

Diolen	Lightweight Kevlar / Carbon	Ultralight Cleat Hull K/C
27.6kgs / 60lbs	24kgs / 53lbs	22kgs / 49lbs

VOLUME & HATCHES

Total Volume	Front Hatch	Day Hatch	Rear Hatch
332lts / 87.7gals	58lts / 15.3gals	34.4lts / 9gals	62lts / 16.4gals

COCKPIT DIMENSIONS

Length Internal	Width Internal
72cm / 28 1/4"	42cm / 16 1/2"

WEIGHT RANGE

50	60	70	80	90	100	110	120	130 kgs
110	132	154	176	198	220	243	264	286 lbs

QUEST LV DETAILS

A big hit with the smaller paddlers who can find full sized sea kayaks hard to control. The Low Volume (LV) version of the Quest is proportionately scaled down so as not to lose any of the popular handling attributes of its bigger brother.

Bigger paddlers find the slim-lined hull provides them with a fast manoeuvring kayak that's both playful in the surf but with stability at the times you need it.



"Performance yet flexibility is the main reason the Quest LV is my boat of choice for work, play and expeditions. Stable enough to take photo's from or carry out rescues, fast enough to eat up those expedition miles and then put the LV on an edge and the boat comes to life in those tight spaces. Anywhere in the world, rough or calm, coastal or open seas the Quest LV has never let me down and always brings me home with a smile on my face."

Doug Cooper - Head of Paddlesport, Glenmore Lodge




Capella

The mainstay of the P&H range.



SPECIFICATIONS CAPELLA 167



WEIGHT

Diolen	Lightweight Kevlar / Carbon	Ultralight Cleat Hull K/C
24.5kgs / 55.3lbs	23.7kgs / 52.1lbs	21.2kgs / 46.6lbs

VOLUME & HATCHES

Total Volume	Front Hatch	Day Hatch	Rear Hatch
323lts / 85.3gals	45lts / 12gals	33lts / 8.7gals	66lts / 17.4gals

COCKPIT DIMENSIONS

Length Internal	Width Internal
76cm / 30"	41.5cm / 16¼"

WEIGHT RANGE

40	50	60	70	80	90	100	110	120 kgs
88	110	132	154	176	198	220	243	264 lbs

CAPELLA DETAILS

The mainstays of P&H Custom Sea Kayaks, the Capella range has been proven, tried and tested since its introduction in 1994. Evolving over time they are highly respected and well known to provide the backbone to countless coaching fleets. The Capellas have been used to introduce many people into the world of sea kayaking and thousands of various personalised and custom colours can be found taking pride of place in garages and out houses across the World.

The reason they are such a popular choice is that they provide the paddler with every essential characteristic you'd expect in a British sea kayak:

- A selection of moderate 'V' hulls provide a classic mix of tracking performance and comforting initial stability.
- Soft chines that give responsive edging, confidence inspiring secondary stability and a delicately balanced volume distribution.

The Composite Capellas head up our Versatile/Exploration range and excel as true all round sea kayaks. Throughout the range they provide you with sufficient manoeuvrability for exploring your local headlands and bays and if you are more of a long open crossing paddler, rest assured that every model in the Capella range retains plenty of speed, aiding your voyage.

With four different lengths to choose from, you are guaranteed to find a model that compliments your paddling style and ability, giving you an enjoyable experience each time you take it out onto the water.



KEY FEATURES

- **Great First Boat:** Whatever the type of paddling you participate in, the Capella will advance your technique and ability whilst giving you a degree of satisfaction only reached from paddling a Capella.
- **Numerous Sizes:** With the right boat, you won't feel swamped by the high deck but you'll have room to stretch your legs.
- **Faith In Our Product:** With models that have evolved as times gone on, trust can be placed in every sea kayak found within this range. Trust that every size has been finely tuned to enhance the boats handling excellence.

CAPELLA 161



WEIGHT

Diolen	Lightweight Kevlar / Carbon	Ultralight Cleat Hull K/C
25.5kgs / 55.1lbs	-kgs / -lbs	20.9kgs / 46lbs


VOLUME & HATCHES

Total Volume	Front Hatch	Day Hatch	Rear Hatch
291lts / 76.9gals	53lts / 14gals	28lts / 7.4gals	59lts / 15.6gals

COCKPIT DIMENSIONS

Length Internal	Width Internal
72cm / 28¼"	42cm / 16½"

WEIGHT RANGE



CAPELLA 163



WEIGHT

Diolen	Lightweight Kevlar / Carbon	Ultralight Cleat Hull K/C
25.5kgs / 55.1lbs	23.1kgs / 50.8lbs	21.1kgs / 46.4lbs

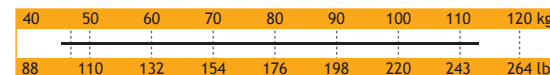
VOLUME & HATCHES

Total Volume	Front Hatch	Day Hatch	Rear Hatch
295lts / 78gals	43lts / 11.4gals	32lts / 8.5gals	63lts / 16.6gals

COCKPIT DIMENSIONS

Length Internal	Width Internal
72cm / 28¼"	42cm / 16½"

WEIGHT RANGE



CAPELLA 173



WEIGHT

Diolen	Lightweight Kevlar / Carbon	Ultralight Cleat Hull K/C
29.2kgs / 64.4lbs	-kgs / -lbs	23.4kgs / 51.4lbs


VOLUME & HATCHES

Total Volume	Front Hatch	Day Hatch	Rear Hatch
385lts / 101.7gals	57lts / 15.1gals	48lts / 12.7gals	70lts / 18.5gals

COCKPIT DIMENSIONS

Length Internal	Width Internal
82cm / 32¼"	43.5cm / 17"

WEIGHT RANGE





Capella 160

The mainstay of the P&H range.



SPECIFICATIONS



WEIGHT

CoreLite
24.5kgs / 53lbs

VOLUME & HATCHES

Total Volume	Front Hatch	Day Hatch	Rear Hatch
263lts / 69.4gals	39.3lts / 10.3gals	23.4lts / 6.2gals	56.5lts / 15gals

COCKPIT DIMENSIONS

Length Internal	Width Internal
79cm / 31"	42cm / 16½"

WEIGHT RANGE

50	60	70	80	90	100	110	120	130 kgs
110	132	154	176	198	220	243	264	286 lbs

CAPELLA RM DETAILS

The roto moulded (RM) Capellas are truly classic all-rounders giving fantastic versatility just like their composite sisters. Coastal exploration? Day trips? Load lugging? Multi-day wilderness paddling? Tidal races?

With a RM Capella you don't have to choose. Whether it's loaded or empty it is reassuringly stable for those taking photographs, instructing or just getting to grips with their first real sea kayak, there's no reason to make things more difficult. The tough 'CoreLite' triple layer RM construction also gives great durability and is ideal for rockhopping and beach landings. The standard plastic sea kayak as used by many leading centres and instructional programs.

KEY DESIGN FEATURES

- **Great first boat:** Easy to paddle but with the performance to let you progress.
- **Versatile:** You won't find a more versatile all-round three layer plastic sea kayak.
- **Durable:** 'CoreLite' triple layer polyethylene construction gives fantastic durability and stiffness and saves weight over other more common single layer constructions.



Capella 166

The mainstay of the P&H range.

Paddler: Tom Patterson



SPECIFICATIONS



WEIGHT

CoreLite
26kgs / 57lbs

VOLUME & HATCHES

Total Volume	Front Hatch	Day Hatch	Rear Hatch
340lts / 90gals	59lts / 15.6gals	31lts / 8.2gals	60lts / 15.9gals

COCKPIT DIMENSIONS

Length Internal	Width Internal
79cm / 31"	42cm / 16½"

WEIGHT RANGE

50	60	70	80	90	100	110	120	130 kgs
110	132	154	176	198	220	243	264	286 lbs

Photo: Doug Cooper






Vela

Short responsive kayak.



SPECIFICATIONS



WEIGHT

Diolen	Lightweight Kevlar / Carbon	Ultralight Cleat Hull K/C
24.6kgs / 54.2lbs	-kgs / -lbs	19kgs / 41.8lbs

VOLUME & HATCHES

Total Volume	Front Hatch	Day Hatch	Rear Hatch
275lts / 72.6gals	40lts / 10.6gals	33lts / 8.7gals	52lts / 13.7gals

COCKPIT DIMENSIONS

Length Internal	Width Internal
72cm / 28 1/4"	38cm / 15"

WEIGHT RANGE

40	50	60	70	80	90	100	110	120 kgs
88	110	132	154	176	198	220	243	264 lbs

VELA DETAILS

A boat this short can't be a proper sea kayak, can it? In a word, yes.

The Vela is a big surprise in a small package. Short, yes, but we've worked our magic and developed a fast, manoeuvrable hull. You won't find another boat this responsive that can still keep up with the pack.

Hard chines and a v-hull give a precise, manoeuvrable feel. If you're exploring caves and crannies, zipping about between group members or testing yourself on overfalls and tidal races, it'll handle nimbly and predictably. You can put yourself exactly where you need to be.

If you're covering open water on a day or weekend trip, you'll also appreciate the long waterline length and efficient hull shape. And when you come to the end of your trip the Vela is short enough to load onto your roof rack or store in your garage without any drama.



Sirius

A lively ride that'll tackle anything.



SPECIFICATIONS



WEIGHT

Diolen	Lightweight Kevlar / Carbon	Ultralight Cleat Hull K/C
26.3kgs / 58lbs	23.8kgs / 52.5lbs	-kgs / -lbs

VOLUME & HATCHES

Total Volume	Front Hatch	Day Hatch	Rear Hatch
302lts / 79.8gals	45lts / 12gals	30lts / 7.9gals	56lts / 14.6gals

COCKPIT DIMENSIONS

Length Internal	Width Internal
72.5cm / 28 1/2"	38cm / 15"

WEIGHT RANGE

50	60	70	80	90	100	110	120	130 kgs
110	132	154	176	198	220	243	264	286 lbs

SIRIUS DETAILS

Think low. Low profile, low windage, low deck.

If you've got the experience the Sirius is a lively ride that will tackle anything you will. The low deck and fine tips mean less buffeting and blowing around in the wind. You can stay on course while big-deck boats are busy correcting. The hull is as low resistance as the deck: sleek styling, a narrow beam and a good waterline help you eat up the miles.

The Sirius is just as good for playboating in tidal races or rockhopping around the coast. The v-shaped hull means it's easy to edge but still has plenty of secondary stability. While experts love the responsive handling, aggressive intermediates pick up the skills quickly. The Sirius is the original high performance low-rider.




Bahiya

Long, sleek, classic kayak.



SPECIFICATIONS



WEIGHT

Diolen	Lightweight Kevlar / Carbon	Ultralight Cleat Hull K/C
27.2kgs / 59.9lbs	24.3kgs / 54.7lbs	22.2kgs / 48.5lbs

VOLUME & HATCHES

Total Volume	Front Hatch	Day Hatch	Rear Hatch
308lts / 81.4gals	50lts / 13.2gals	30lts / 7.9gals	59lts / 15.6gals

COCKPIT DIMENSIONS

Length Internal	Width Internal
72cm / 28 1/4"	38cm / 15"

WEIGHT RANGE

50	60	70	80	90	100	110	120	130 kgs
110	132	154	176	198	220	243	264	286 lbs

BAHIYA DETAILS

Do you want to stay the distance?

If you can't stand sitting still, the Bahiya will keep up with you. Long and sleek, its classic lines hold a course and eat up the miles efficiently. Just look at the deck. The sleek and subtle lines aren't just for show - they cut down your wind resistance when the breeze stiffens.

If you lay the Bahiya on edge, you'll get a lively and responsive performance, ideal for playboating on tidal races and overfalls. And if you want to stay out for the weekend (or longer), we've done the sums so it paddles just as well loaded as empty.

If you're just getting into the sport, the Bahiya's probably not for you unless you fancy a challenge. But if you want a boat that won't hold you back, a boat to face all the challenges the sea can throw at you? You've found it.

WHY BUY A COMPOSITE SEA KAYAK?

You will only really know why once you own one!

Composite kayaks are high performance, quality craft, custom built just for you. Once you have used one it is hard to settle for anything less. Part of the attraction of owning a composite sea kayak is that you enter a select world of people who want the very best, are happy to spend that little more time looking after it and who will forever enjoy the superb feeling of gliding effortlessly through the water.

The efficient grace, smooth lines, beautiful handling and amazing looks of a well built composite sea kayak really are something to behold. There are practical reasons too, like being lighter and more rigid. This gives better efficiency through the water and the ability to customise your kayak with the many different specification options and colour choices of deck, hull and trim.

The satisfaction you will get out of a composite kayak cannot be drawn up into a graph, nor can it be valued in monetary terms either. You become an owner of something very special that you will enjoy on countless adventures long, short, serious or relaxing for many years to come.

If this sounds like it is what you want, whatever your current paddling experience, you are in good hands, with P&H Sea kayaks. We have specialised in the manufacture of composite sea kayaks for over 30 years. What sets us apart from the rest is not just our designs but our impressive standard constructions.

WHAT ABOUT POLYETHYLENE KAYAKS?

If you're looking for a more durable craft that needs little or no maintenance, something that can take the rough and tumble of surf and beach landings with ease then perhaps you should look at our rotomoulded (RM) sea kayaks. They give great value and are ideal for those looking for their first 'real' sea kayak.

CORELITE - A breakthrough in sea kayak construction.

Every one of our P&H plastic sea kayaks are roto-moulded using a unique material we developed especially for our sea kayaks.

Named 'Corelite', it is a triple-layered material that combines a central foam core with tough outer and inner skins of abrasion resistant polyethylene.

The positive aspects of owning a sea kayak made from Corelite are that they are extremely durable and versatile. If you choose to venture in and out of coastline caves and happen to knock up against any rocks whilst manoeuvring, you don't have to worry about damaging the hull of your boat to any great extent. Again when running ashore at the end of a long trip, Corelite allows you to come in at full speed and not worry about damage. It can take a hard hit and live to tell the tale.

Corelite can be up to 5kgs lighter than other manufacturers equivalent models, easier to handle and easier to paddle.

Greater Rigidity

Improving efficiency through the water and greatly reducing flex make Corelite a suitable material for sea kayaks that will head out to sea in rough conditions. It also has much improved resistance to general denting while in storage and while transporting on your roof rack.

Increased Safety

The lower specific gravity (SG) of our triple layer material increases its inherent buoyancy and makes the sea kayak float much higher when full of water, assisting with self-rescue techniques.

Increased Durability

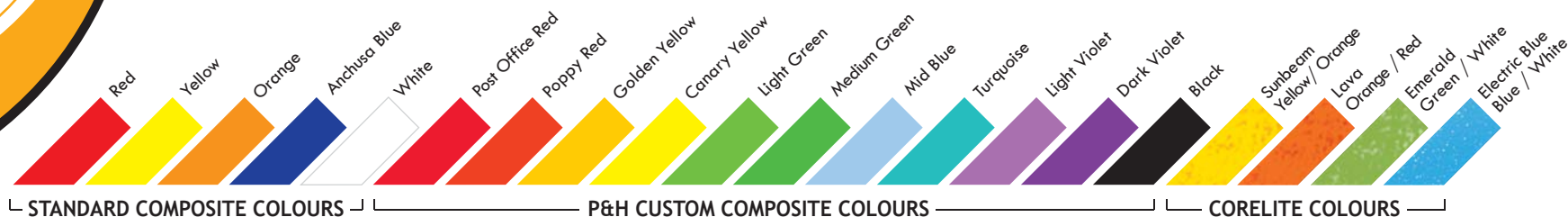
Even if the outer shell is damaged, the core will not absorb any water, leak or suffer any lasting damage and can be easily repaired at your leisure.





COLOURS AND SPECIFICATIONS

All weights are 'in the shop' fully fitted with hatches etc, unlike some other brands which only show the shell weight
Due to the printing process the colours shown may not be a 100% match to the shade of pigment we use. Please use the colour chart as a guide only.



MODEL	LENGTH	WIDTH	VOLUME	FRONT HATCH	DAY HATCH	REAR HATCH	FOURTH HATCH
Cetus	548cm / 17' 10"	57cm / 22½"	361lts / 96gal	68.5lts / 18.1gal	36.8lts / 9.7 gal	77.3lts / 20.4gal	5.7lts / 1.5gal
Cetus LV*	535cm / 17' 6"	52cm / 20½"	-	-	-	-	-
Scorpio	516cm / 16' 11"	56cm / 22"	300lts / 79.6gal	44lts / 11.6gal	30lts / 7.9gal	65lts / 17.2gal	4lts / 1.1gal
Scorpio LV	509cm / 16' 7"	53.8cm / 21"	274.5lts / 72.4gal	35.1lts / 9.3gal	17.6lts / 4.6gal	55.6lts / 14.7gal	4lts / 1.1gal
Quest	535cm / 17' 6"	56cm / 22"	351lts / 98.4gal	55.6lts / 14.6gal	34.4lts / 9gal	70.8lts / 18.7gal	-
Quest LV	535cm / 17' 6"	54.5cm / 21½"	332lts / 87.7gal	58lts / 15.3gal	34.4lts / 9gal	62lts / 16.4gal	-
Capella 161	492cm / 16' 1"	54.7cm / 21½"	291lts / 76.9gal	53lts / 14gal	28lts / 7.4gal	59lts / 15.6gal	-
Capella 163	500cm / 16' 5"	56cm / 22"	295lts / 78gal	43lts / 11.4gal	32lts / 8.5gal	63lts / 16.6gal	-
Capella 167	511cm / 16' 9"	57cm / 22½"	323lts / 85.3gal	45lts / 12gal	33lts / 8.7gal	66lts / 17.4gal	-
Capella 173	525cm / 17' 3"	58cm / 23"	385lts / 101.7gal	57lts / 15.1gal	48lts / 12.7gal	70lts / 18.5gal	-
Capella RM 160	491cm / 16' 1"	57cm / 22½"	263lts / 69.4gal	39.3lts / 10.3gal	23.4lts / 6.2gal	56.5lts / 15gal	-
Capella RM 166	505cm / 16' 7"	56cm / 22"	340lts / 90gal	59lts / 15.6gal	31lts / 8.2gal	60lts / 15.9gal	-
Vela	477cm / 15' 8"	54cm / 21¼"	275lts / 72.6gal	40lts / 10.6gal	33lts / 8.7gal	52lts / 13.7gal	-
Sirius	518cm / 17'	52cm / 20½"	302lts / 79.8gal	45lts / 12gal	30lts / 7.9gal	56lts / 14.6gal	-
Bayiha	534cm / 17' 6"	52cm / 20½"	308lts / 81.4gal	50lts / 13.2gal	30lts / 7.9gal	59lts / 15.6gal	-

*Pre-Production Specifications

P&H PADDLERS

A select few sea kayakers gain sponsorship from P&H. A fine mix of both leading expedition paddlers and some of the best coaches found throughout the world, P&H Paddlers play an essential role in our company.

They help ensure that we always have a huge stock of knowledge to draw from every time a new project is started and developed as well as being 24/7 global ambassadors, representing us out on the water doing what they do best.

They love being out on the water just as much as we do and so we enjoy having them involved and hearing about their next plans to see distant parts of the world. Keep visiting phpaddlers.com for all the latest updates on the team.



INTERNAL COCKPIT		WEIGHT					
LENGTH	WIDTH	CORELITE	DIOLEN	LIGHTWEIGHT KEVLAR/CARBON	ULTRALIGHT CLEAR HULL K/C	WEIGHT RANGE	MODEL
80cm / 31¼"	45cm / 17¾"	-	28.2kg / 62.1lbs	24.8kgs / 54.6lbs	22.6kg / 49.7lbs	65-135kgs / 143-298lbs	Cetus
-	-	-	27.6kgs / 60lbs	25kgs / 54lbs	22kgs / 49lbs	45-115kgs / 99-253lbs	Cetus LV*
80cm / 31¼"	45cm / 17¾"	25kgs / 55lbs	-	-	-	60-126kgs / 132-278lbs	Scorpio
76cm / 30"	42cm / 16½"	23kgs / 50.7lbs	-	-	-	50-110kgs / 110-242lbs	Scorpio LV
72cm / 28¼"	42cm / 16½"	-	28.2kg / 62lbs	24.2kgs / 53lbs	22.6kgs / 49.7lbs	70-126kgs / 154-278lbs	Quest
72cm / 28¼"	42cm / 16½"	-	27.6kgs / 60lbs	24kgs / 53lbs	22kgs / 49lbs	55-115kgs / 121-253lbs	Quest LV
72cm / 28¼"	42cm / 16½"	-	25.5kgs / 55.1lbs	-	20.9kgs / 46lbs	40-105kgs / 88-231lbs	Capella 161
72cm / 28¼"	42cm / 16½"	-	25.5kgs / 55.2lbs	23.1kgs / 50.8lbs	21.1kgs / 46.4lbs	45-113kgs / 99-248lbs	Capella 163
76cm / 30"	41.5cm / 16¼"	-	24.5kgs / 55.3lbs	23.7kgs / 52.1lbs	21.2kgs / 46.6lbs	55-120kgs / 121-265lbs	Capella 167
82cm / 32¼"	43.5cm / 17"	-	29.2kg / 64.4lbs	-	23.4kgs / 51.4lbs	75-135kgs / 165-298lbs	Capella 173
79cm / 31"	42cm / 16½"	24.5kgs / 53lbs	-	-	-	50-105kgs / 110-232lbs	Capella RM 160
79cm / 31"	42cm / 16½"	26kgs / 57lbs	-	-	-	65-120kgs / 143-265lbs	Capella RM 166
72cm / 28¼"	38cm / 15"	-	24.63kg / 54.2lbs	-	19kgs / 41.8lbs	45-105kgs / 99-231lbs	Vela
72.5cm / 28½"	38cm / 15"	-	26.3kg / 58lbs	23.8kgs / 52.5lbs	-	65-115kgs / 143-253lbs	Sirius
72cm / 28¼"	38cm / 15"	-	27.2kg / 59.9lbs	24.3kgs / 54.7lbs	22.2kgs / 48.5lbs	70-115kgs / 154-253lbs	Bayiha



UK AND WORLDWIDE

The P&H Company
Station Road
West Hallam
Derbyshire
United Kingdom
DE7 6HB

Tel: 0044 (0) 1159320155
Fax: 0044 (0) 1159327177
E: info@phseakayaks.com

NORTH AMERICA

P&H USA
Pyranha US, Inc
2004-J Riverside Drive
Asheville
NC 28804
USA

Tel: 828.254.1101
Fax: 828.254.1117
E: sales@pyranhaus.com

E&OE
Designed by Liz Aspinall

Your local P&H Dealer:

www.phseakayaks.com